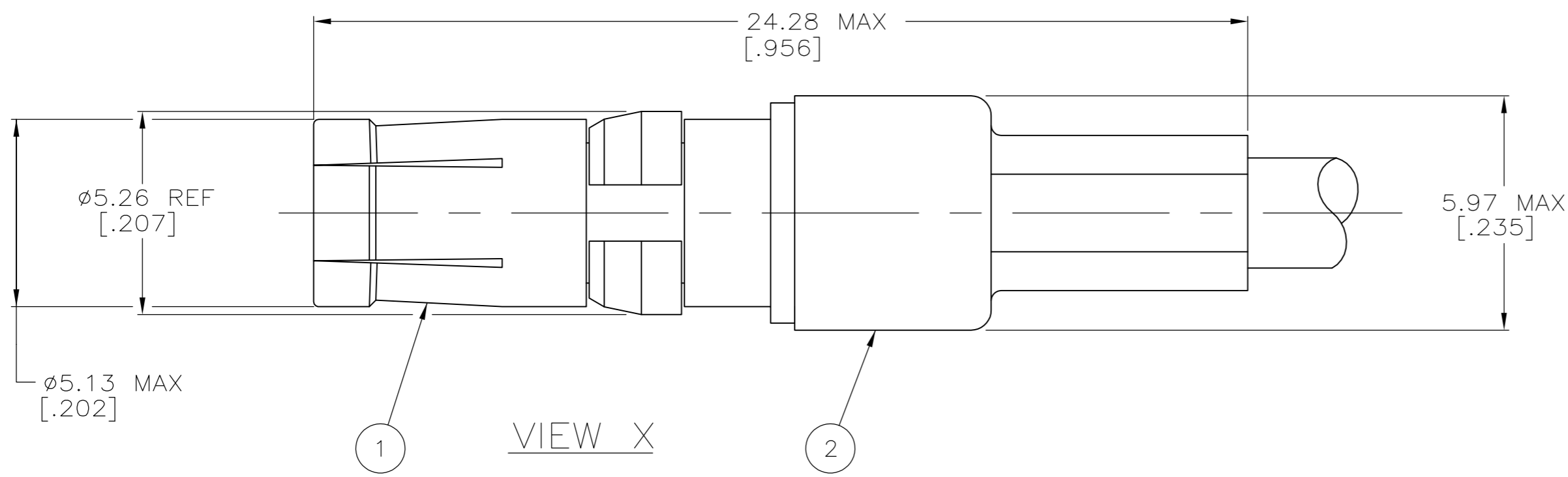
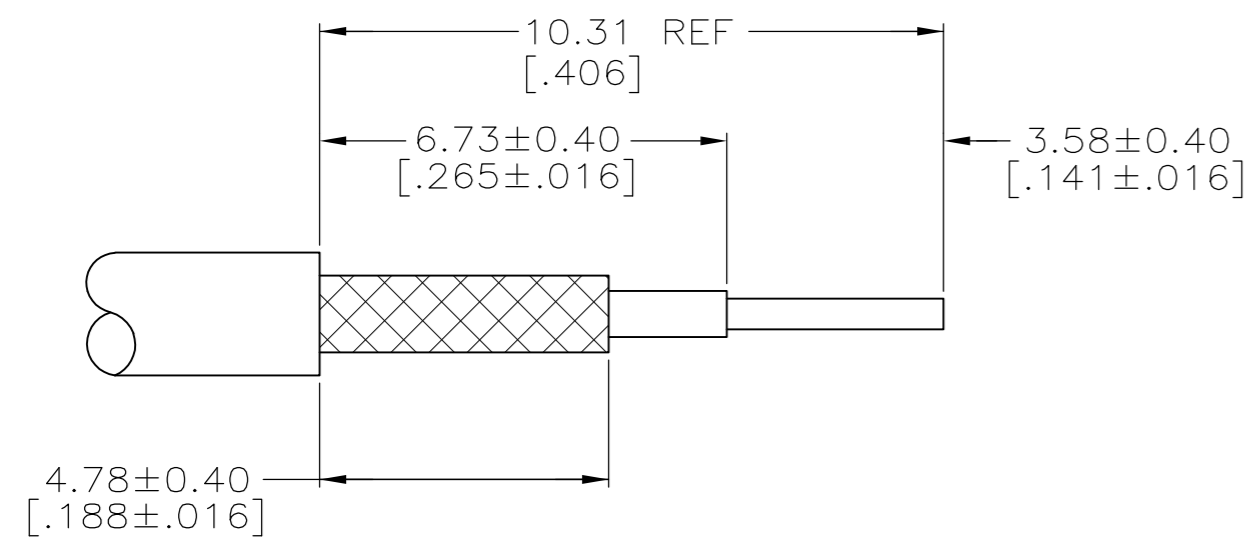
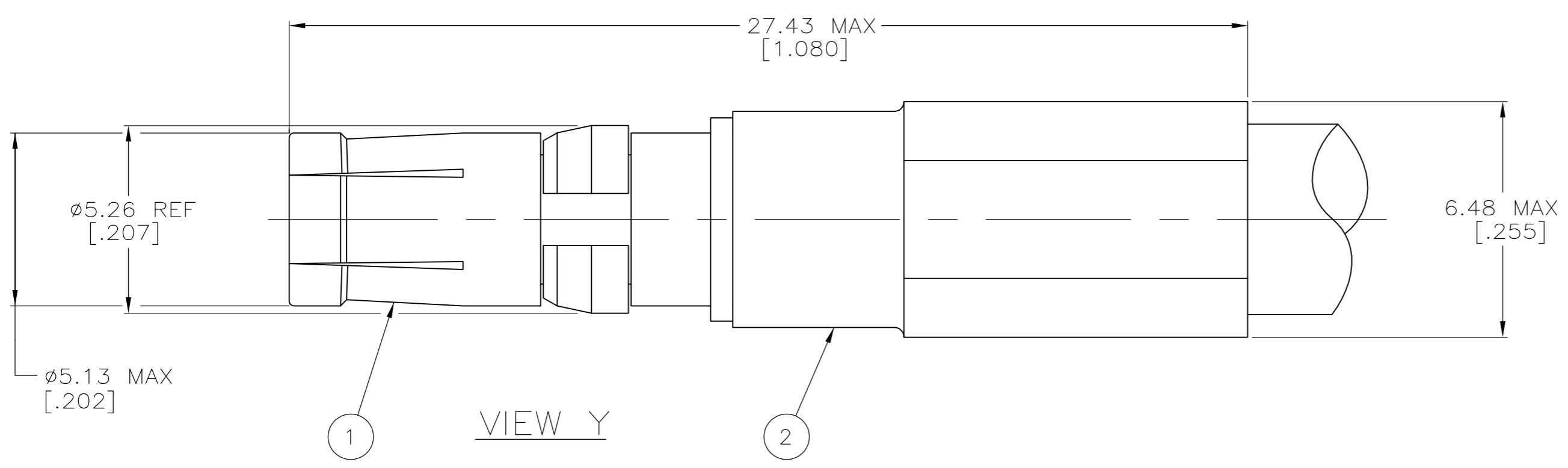


THIS DRAWING IS UNPUBLISHED. RELEASED FOR PUBLICATION - N/A .  
 © COPYRIGHT N/A By - ALL RIGHTS RESERVED.

LOC	DIST	REVISIONS					
DF	X0	P	LTR	DESCRIPTION	DATE	DWN	APVD
		R1		REVISED PER ECO-11-005030	11MAR11	RK	HMR



- 1. FOR USE WITH: RG-142/U, 142A/U, 142B/U, 58A/U & 400/U, BELDIN 9246
- 2. SEE I.S. 6755.
- 3. USE HAND TOOL: 69710-2  
PNEUMATIC TOOL: 69365-8  
EXTRACTION TOOL: 58095-1
- 4. IMPEDANCE: 31 OHMS APPROXIMATELY.



RECOMMENDED STRIP LENGTH

OBSOLETE

58212-1	1	9-221357-0	5-221358-1	Y	5-228596-4
59993-1	RG-179/U,179A/U,179B/U,187/U & 187A/U	9-228603-0	5-1757117-2	X	5-228596-2
59993-1	RG-174/U,188/U & 316/U	9-228603-0	5-1757117-1	X	5-228596-1
59993-1	RG-178/U,178A/U & 178B/U	221824-3	228622-3	X	228596-5
58212-1	1	221357-3	221358-1	Y	228596-4
59993-1	RG-188 TYPE DOUBLE BRAIDED	221205-3	228622-1	X	228596-3
59993-1	RG-179/U,179A/U,179B/U,187/U & 187A/U	228603-3	1757117-2	X	228596-2
59993-1	RG-174/U,188/U & 316/U	228603-3	1757117-1	X	228596-1
DIE SET	USE WITH CABLE	2 FERRULE	1 SOCKET ASSY	VIEW	PART NUMBER

THIS DRAWING IS A CONTROLLED DOCUMENT.

DWN	B.WERNER	26-AUG-91
CHK	D.DOYE	26-AUG-91
APVD	D.DOYE	26-AUG-91

TE Connectivity

NAME	SOCKET STRAIGHT SIZE 8		
SIZE	CAGE CODE	DRAWING NO	RESTRICTED TO
A2	00779	C=228596	-
CUSTOMER DRAWING	SCALE	SHEET	REV
	8:1	1 of 1	R1